

DECEMBER 2023

Sector Seasonalities: Long = (L); Short = (S)









Start: Oil (L)

In Play: Biotech (L), Info-Tech (L), Banking (L), Broker/Dealer (L),

Computer Tech (L), Consumer Disc. (L), Consumer Staples (L), Healthcare (L), Industrials (L),

Materials (L), Pharmaceutical (L), Real Estate (L), Transports (L)

Finish: Gold & Silver (L), Semiconductor (L), Telecom (L)

MONDAY	TUESDAY	WEDNESDAY	THURSDAY	FRIDAY	SAT	SUN	
<p>*Tues: Wkly Chain Store Sales & Avg Hourly Earnings *Wed: Oil & Gas Inventories *Thurs: Weekly Unemployment Report, Weekly Mutual Fund Flows & Weekly Natural Gas Storage Report *Fri: Weekly Leading Economic Index *Except holidays</p>				<p>1  1st Trading Day NAS Up 23 of Last 36, But Down 7 of Last 11 Construction Spending ISM Index</p>	2	3	
<p>4 Vehicle Sales Factory Orders</p>	<p>5 Average December Performance Last 21 Years: Dow: 0.8% Up 13 Down 8 Rank #6</p> <p>ISM Services Index</p>	<p>6 S&P: 0.6% Up 14 Down 7 Rank #6</p> <p>Int'l Trade Deficit Productivity and Costs</p>	<p>7 NAS: 0.6% Up 12 Down 9 Rank #8</p> <p>Consumer Credit</p>	<p>8 Chanukah  ECRI Future Inflation Index Employment Rate U Mich Consumer Sentiment</p>	9	10	
<p>11 Monday Before Expiration, S&P 500 Up 14 of Last 23</p>	<p>12 Triple Witching Week, S&P 500 Up 28 of Last 39 Small Cap Strength Starts in Mid-December</p> <p>CPI Treasury Budget</p>		<p>13 FOMC Meeting PPI</p>	<p>14 Business Inventories Import/Export Prices Retail Sales</p>	<p>15  Triple Witching Day S&P 500 Up 26 of 41 </p> <p>Industrial Production</p>	16	17
<p>18 Housing Mrkt Index</p>	<p>19  Week After December Triple Witching DJIA Up 25 of Last 32, Average Gain 0.9%</p> <p>Housing Starts</p>	<p>20 Consumer Confidence Existing Home Sales Semiconductor Billings</p>	<p>21  GDP - Q3 Final Leading Indicators Philadelphia Fed Survey</p>	<p>22 Day Before Christmas NASDAQ up 12 of Last 16 Durable Goods New Home Sales Personal Income/Outlays - PCE U Mich Consumer Sentiment</p>	23	24	
<p>25 Christmas (Market Closed)</p>	<p>26  Watch for the Santa Claus Rally to Begin on December 22</p>	<p>27</p>	<p>28 Wholesale Trade</p>	<p>29  Last Trading Day 2022, NAS Down 17 of Last 23, Was Up 29 Years 1971-1999 Agricultural Prices Chicago PMI</p>	30	31	

Economic release dates obtained from sources believed to be reliable. All dates subject to change.



Bull symbol signifies a favorable day based on the S&P 500 Rising 60% or more of the time on a particular trading day 2002-2022



Bear symbol signifies an unfavorable day based on the S&P 500 Falling 60% or more of the time on a particular trading day 2002-2022